



Use case webinar: Truck platooning

Álvaro Arrúe – Applus IDIADA

Sjef van Montfort – TNO & Jacco van de Sluis – TNO



This project has received funding from the European Union's Horizon 2020 research and innovation programme under grant agreement No 824309.

Join at
slido.com
#HEADSTART



Agenda

✓ Álvaro Arrúe – Applus IDIADA



✓ Sjef van Montfort – TNO



✓ Jacco van de Sluis – TNO




Agenda

- ✓ Introduction webinar
- ✓ Introduction HEADSTART project
- ✓ HEADSTART methodology in a nutshell
- ✓ Introduction use case: Truck platooning
- ✓ HEADSTART method application to use case: Truck platooning
 - Scenario selection and allocation
 - Testing of scenarios
 - Evaluation of test results
- ✓ Wrap-up

Introduction webinar

Webinar rules and process

- ✓ Webinar is being recorded
- ✓ Slides, voting results and recording will be shared and published on [HEADSTART website](#)
- ✓ Participants feedback anonymously gathered via www.slido.com with event code: *HEADSTART*
- ✓ Questions can be raised via www.slido.com with event code: *HEADSTART*
The questions are gathered and where possible raised by the webinar moderator at fixed time slots during the webinar to the presenters.



Introduction webinar

- ✓ Goal of this meeting:

Get external expert feedback on HEADSTART method applied to use case:

Truck platooning

- ✓ Feedback will be integrated in HEADSTART deliverable:

D2.3 Assessment method for each of the use cases defined

- ✓ Special attention to HEADSTART Key Enabling Technologies (KETs):

Communication V2X and Positioning (GNSS)

- ✓ HEADSTART KET – **Cybersecurity** will be discussed in separate webinar on Friday May



HARMONISED EUROPEAN SOLUTIONS
FOR TESTING AUTOMATED ROAD TRANSPORT



Álvaro Arrúe – Applus IDIADA

Project coordinator

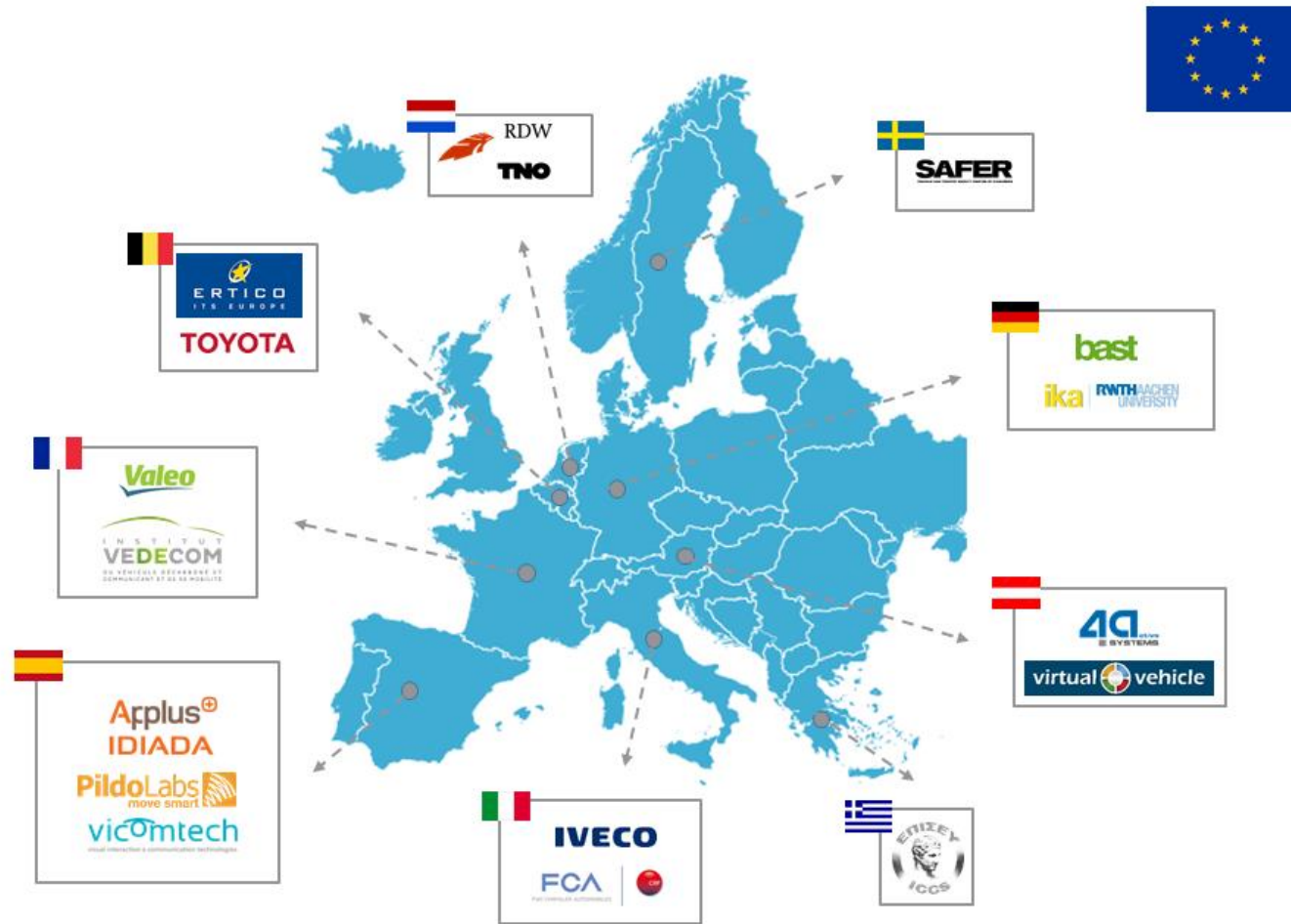


This project has received funding from the European Union's Horizon 2020 research and innovation programme under grant agreement No 824309.

HEADSTART project facts

- ✓ Call identifier: ART-01-2018
- ✓ Type: RIA
- ✓ Duration: 01.2019 – 12.2021 (36 months)
- ✓ Budget: 6M€
- ✓ Consortium: 17 partners
- ✓ Coordinator: Applus IDIADA, Mr. Álvaro Arrue, Project Manager
- ✓ Dissemination Manager: ICCS, Dr. Angelos Amditis, Research Director
- ✓ Website: <https://www.headstart-project.eu>
- ✓ Social media:  / HEADSTART_EU
 / HEADSTART-PROJECT
 / HEADSTART project
 / @HeadstartEUproject

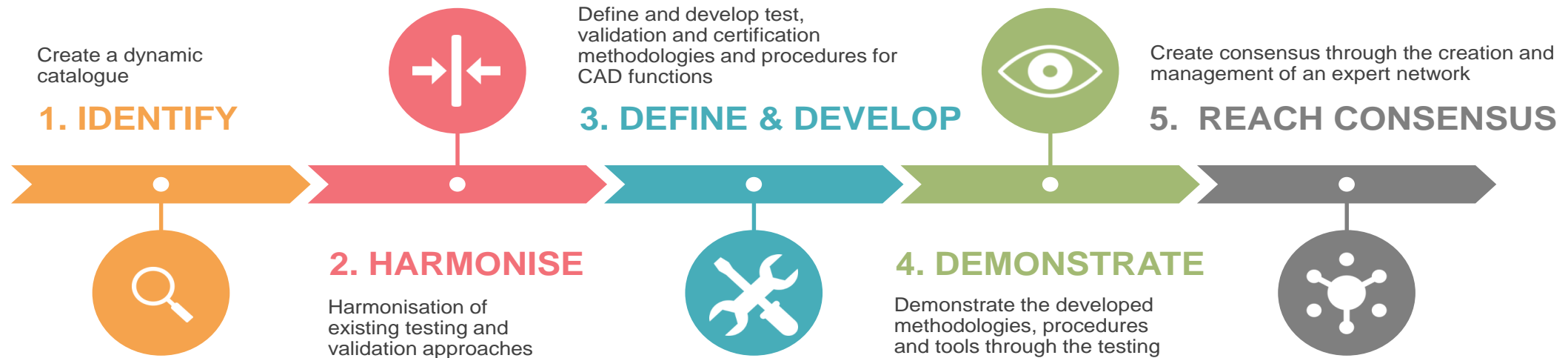
HEADSTART Consortium



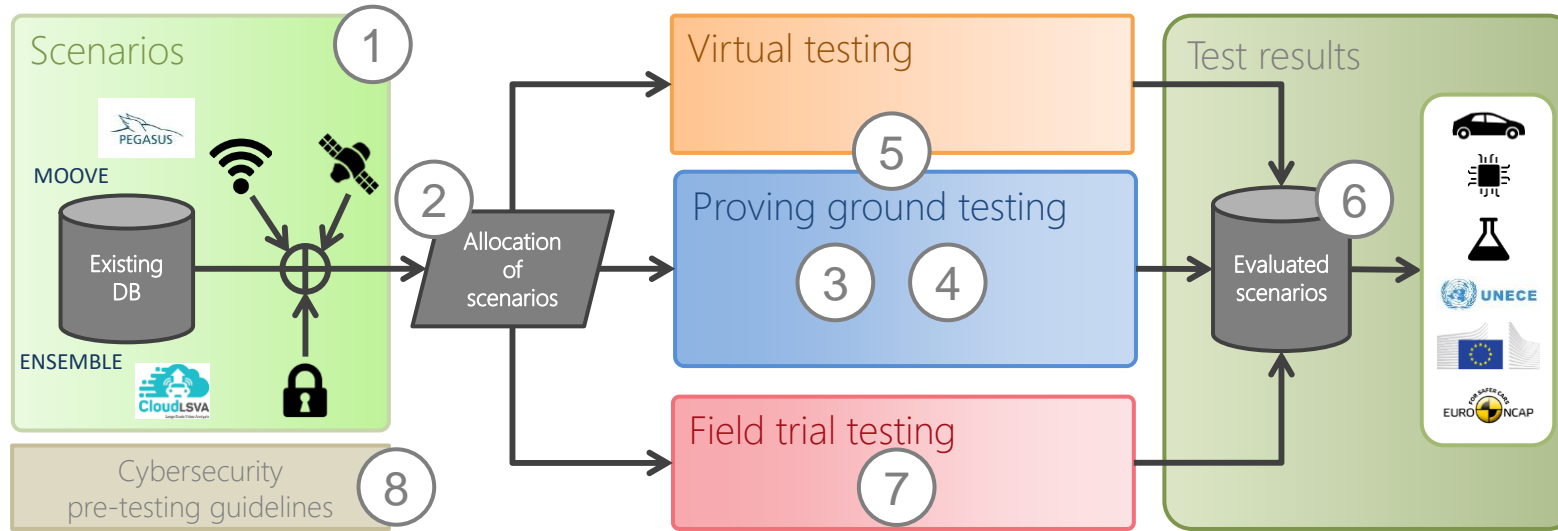
Project's Objectives

HEADSTART will define testing and validation procedures of CAD functions including:

- its key enabling technologies (i.e. communication, cyber-security, positioning)
- by cross-linking of all test instances such as simulation, proving ground and real world field tests
- to validate safety and security performance according to the needs of key user groups (technology developers, consumer testing and type approval)



Project's Concept



- ① Integration of positioning, communications and cyber-security in CAD test scenarios
- ② Comprehensive procedure for the allocation of test cases per testing platform
- ③ Selection criteria and specification for proving ground test scenarios taking into account criticality
- ④ Proving ground testing and evaluation
- ⑤ Correlation between simulation and proving ground results
- ⑥ Harmonised, open result compilation and sharing
- ⑦ Field trial test methodology description
- ⑧ Cyber-security principles and integration in the testing methodology

Cooperate with HEADSTART project

EXPERT GROUP PARTICIPATION

- Join as associated partner and our expert group
- Join the discussion group of your interest:
 - Cyber-security
 - Communications (V2X)
 - Positioning
 - Scenario selection
 - Consumer testing (NCAP)
 - Type approval
- Provide needs and requirements and evaluate project (intermediate) results

JOINT TESTING ACTION

- ✓ Joint cooperation between both projects for testing validation and certification purposes
- ✓ Align your project with the harmonized methodology and tools developed within HEADSTART
- ✓ Become one of our use cases!

Please let us know about your interest and join our distribution list.

Website: www.headstart-project.eu

Contact: info@headstart-project.eu

HEADSTART status update

- ✓ Available to be downloaded in www.headstart-project.eu
 - D1.1: State of innovation of existing initiatives and gap analysis
 - D1.2: Stakeholders and user group needs
 - D1.3: Technical and functional requirements for KETs
 - D1.4: Functional requirements of selected use cases
 - D2.1: Common methodology for test, validation and certification
 - D2.2: Criteria to choose optimal scenarios and tests for each KET
- ✓ HEADSTART Week
 - WC20: 11/05 – 15/05: A dedicated webinar + discussion every day from 10-11:30 CET
 - WB1: Methodology; WB2: Truck platooning; WB3: Traffic Jam assist; WB4: Cybersecurity
- ✓ International cooperation
 - Engage with US and Japan projects in a Project-2-project basis
 - Already discussing interaction with European initiatives

The HEADSTART week!

✓ 4 Webinars: Different days for your convenience!

Monday

A poster for a Monday webinar. It features a background image of hands typing on a laptop keyboard with a blue and white digital grid overlay. The word "WEBINAR" is written in large white letters across the center. On the left side, there is a white text box containing the following information:

Overall methodology and processes for testing and validation of automated road vehicles

Monday, 11/05/2020

10:00 - 11:30 CET

Tuesday

A poster for a Tuesday webinar. It features a background image of hands typing on a laptop keyboard with a blue and white digital grid overlay. The word "WEBINAR" is written in large white letters across the center. On the left side, there is a white text box containing the following information:

HEADSTART validation methodology applied for the truck platooning use case

Tuesday, 12/05/2020

10:00 - 11:30 CET

Thursday

A poster for a Thursday webinar. It features a background image of hands typing on a laptop keyboard with a blue and white digital grid overlay. The word "WEBINAR" is written in large white letters across the center. On the left side, there is a white text box containing the following information:

Validation of use case: Traffic jam chauffeur

Thursday, 14/05/2020

10:00 - 11:30 CET

Friday

A poster for a Friday webinar. It features a background image of hands typing on a laptop keyboard with a blue and white digital grid overlay. The word "WEBINAR" is written in large white letters across the center. On the left side, there is a white text box containing the following information:

Cybersecurity validation in automated driving

Friday, 15/05/2020

10:00 - 11:30 CET

www.headstart-project.eu/headstart-week



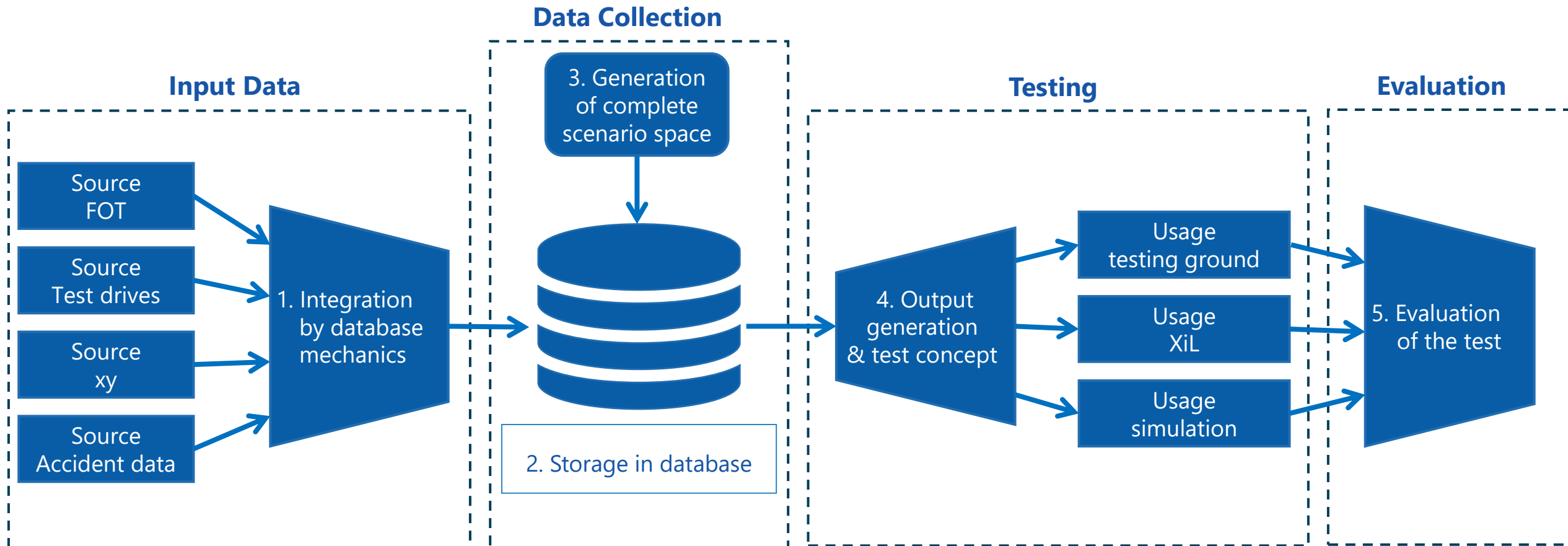
HEADSTART methodology

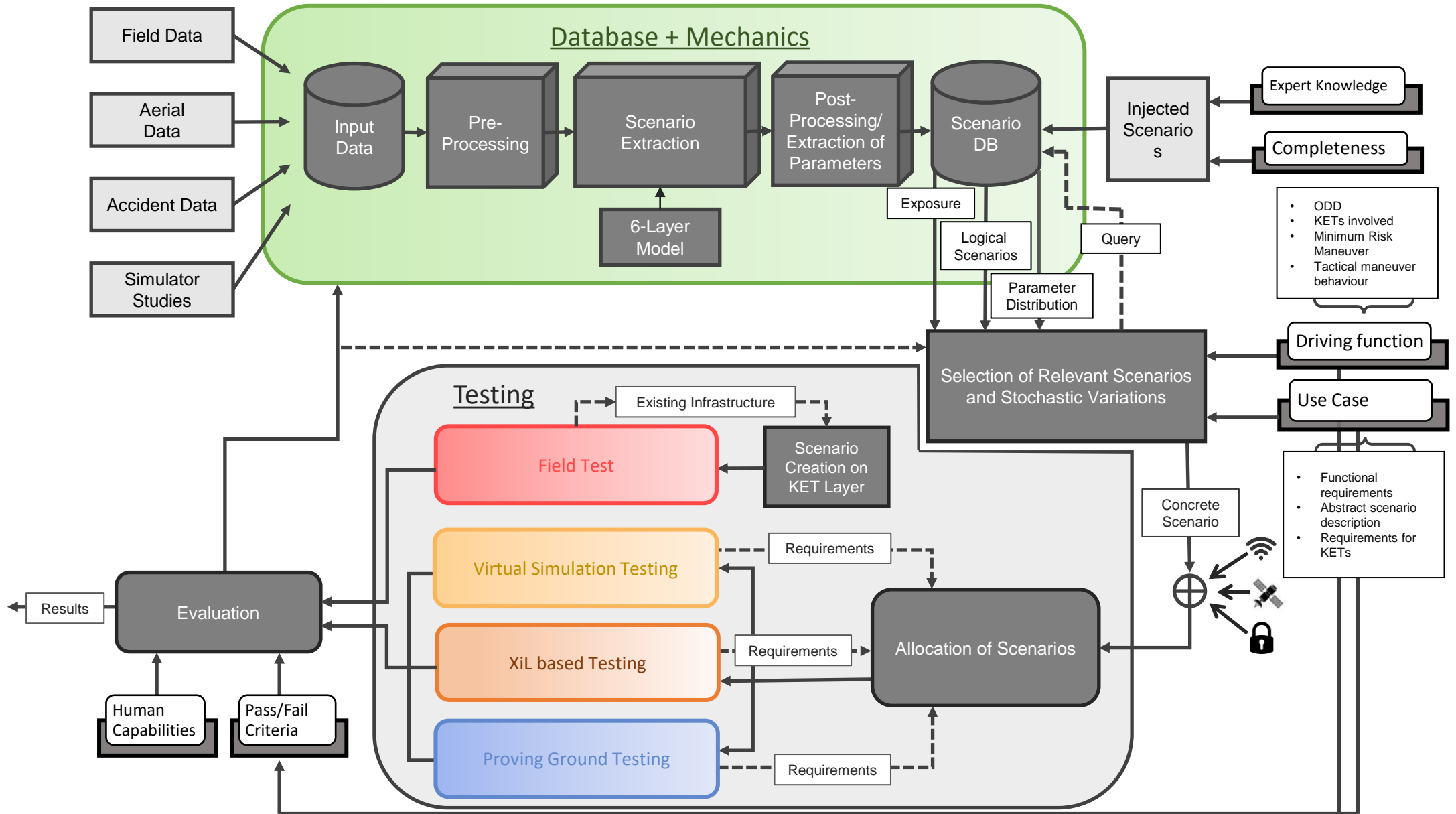
Sjef van Montfort – TNO



This project has received funding from the European Union's Horizon 2020 research and innovation programme under grant agreement No 824309.

Overall Methodology







Use case: Truck platooning

Sjef van Montfort – TNO



This project has received funding from the European Union's Horizon 2020 research and innovation programme under grant agreement No 824309.

HEADSTART: WP1 use case overview

	Truck Platooning	Highway Pilot	Traffic Jam Chauffeur	Valet Parking	Urban Automated Shuttle	
Requirements for testing KETs	How suitable is the use case to meet the requirements on testability of positioning in HEADSTART	● 3,8	● 3,6	● 2,6	● 4,3	● 4,5
	How suitable is the use case to meet the requirements on testability of communication in HEADSTART	● 4,8	● 3,4	● 1,9	● 3,5	● 3,5
	How suitable is the use case to meet the requirements of testability of cyber-security in HEADSTART	● 4,5	● 3,1	● 2,4	● 3,7	● 3,7
Requirements for testing	How suitable is the use case to meet the requirements regarding physical testing in HEADSTART	● 4,3	● 4,3	● 3,5	● 4,3	● 2,9
	How suitable is the use case to meet the requirements regarding proving-ground testing in HEADSTART	● 4,1	● 3,6	● 3,1	● 3,8	● 2,6
	How suitable is the use case to meet the requirements regarding field operational tests in HEADSTART	● 4,0	● 4,1	● 3,4	● 3,8	● 3,1
	How suitable is the use case to meet the requirements regarding model-based testing in HEADSTART	● 3,9	● 3,6	● 3,6	● 3,9	● 3,6
Availability of Scenarios →	How suitable is the use case to meet the requirements regarding definition and availability of scenarios in HEADSTART	● 3,3	● 3,8	● 3,5	● 3,0	● 2,6
Collaboration partners for this use case →	How suitable is the use case to meet the requirements regarding requirements on collaboration partners in HEADSTART	● 4,0	● 3,7	● 2,9	● 3,3	● 2,6
	How suitable is the use case to meet the requirements regarding relevance to OEMs and Tier1s in HEADSTART.	● 3,0	● 4,8	● 4,5	● 3,5	● 3,3
Relevance to key user groups	How suitable is the use case to meet the requirements regarding relevance to type-approval authorities in HEADSTART	● 3,3	● 4,1	● 3,9	● 2,8	● 2,9
	How suitable is the use case to meet the requirements regarding relevance to consumer testing in HEADSTART	● 1,7	● 3,9	● 3,6	● 2,4	● 1,7
Total Average Score		3,7	3,8	3,2	3,5	3,1

HEADSTART: selected use cases



Truck Platooning



Highway pilot



Traffic-jam chauffeur

➤ Objective of the “HEADSTART week” webinars

Introduction use case: Truck platooning

- ✓ Truck platooning refers to
 - two or more cooperative trucks driving together in a line,
maintaining a close distance enabled by vehicle-to-vehicle (V2V) communication

- ✓ Relevance of HEADSTART KETs:
 - Communication V2X
 - Positioning (GNSS)

- ✓ Main safety and security assessment stakeholders:
 - OEMs & TIERs
 - Type approval authorities
 - ~~Consumer organisations (like Euro NCAP)~~



Introduction use case: Truck platooning

✓ To limit scope:

Automation level closest to real-life deployment as basis for discussion:

- the first truck in the platoon is driven manually by a human driver
possibly supported by advanced driver assistance systems (ADAS), like Adaptive Cruise Control (ACC) or Autonomous Emergency Braking (AEB).
- the following truck(s) have fully automated longitudinal control
whereas a (safety) driver in each of these trucks is responsible to keep the following truck in its lane.

This automation level is similar to ENSEMBLE level A.

Used as basis for discussion, but with outlook to higher levels of automation.

Introduction use case: Truck platooning

- ✓ Functional requirements:
 - Operational Design Domain (ODD)
 - Object and Event Detection and Response (OEDR)
 - tactical manoeuvre behaviour

Introduction use case: Truck platooning

✓ Typical truck platooning (*as example*):

Infrastructure	
Road type	Highway , Multilane
Road surface	Asphalt, concrete
Road marking	White lane marker
Road geometry	Straight, curves, exit/entrance lanes, tunnels, bridges, inclines/declines Intersections not included

Operational constraints	
Driving direction	One-directional traffic Traffic from other direction is separated by a barrier
Minimum speed limit	0 kph
Maximum speed limit	90 kph
Maneuvers	Longitudinal control automated (accelerate, decelerate, braking) Lateral maneuvers not included (lane change, exit/enter highway)
Communication protocol?	

Environmental constraints	
Weather	Included: Sunny, cloudy, light rain, ... Excluded: heavy rain, storm, snow, ...
Weather induced road conditions	Included: Dry/Damp surface, ... Excluded: Slate, Icy surface, Snow, ...
Lighting conditions	Daylight, Dark, Dusk/Dawn

Environmental conditions	
Visibility	Low (fog, night time driving, sun's glare) to good visibility conditions. Minimum visibility of X
Road friction	Slippery (ice, slate, rain) to normal roads Minimum grip level of X
Heavy traffic (slower speeds)	Maximum traffic density of X
Emergency vehicle approaching	
Humans or big animals on the road	
Approaching a	

Infrastructure	
Highway or comparable road	(min/max nr of lanes? Intersections on highway? Separation of direction?)
Driving uphill	Maximum gradient of X
Driving downhill	Maximum gradient of X
Driving in tunnels	(maximum length?)
Driving near highway entry/exit ramps	
Obstacle on the lane	Minimum obstacle size of X
Curve radius of the road	Minimum road curvature of X
Unexpected object/vehicle on the road shoulder	
Special zone policy	e.g. toll gates, construction zones, bridges, city-limits
Maximum velocity per country in the EU	

Introduction use case: Truck platooning

✓ International context:

Truck platooning being researched and implemented in different regions in the world:

- Europe
- United States
- Japan
- ...



Introduction use case: Truck platooning

✓ Question 1:

Do you agree with statement below for truck platooning:

- A. Single-brand systems for both US and EU
- B. Multi-brand systems essential for both US and EU
- C. Multi-brand systems essential for EU and single-brand systems for US
- D. None of the statements above, because ...

Join at
slido.com
#HEADSTART



Introduction use case: Truck platooning

✓ Scoping

V2X/cooperative essential for truck platooning:

- 1) sharing operational and tactical data between multiple vehicles
- 2) real-time, safety-related data
- 3) received messages and transmitted messages are often not independent:

Example: A received “Join request” will trigger a “Join response”: Not accepted/Accepted (with additional configuration settings)

✓ Possible approaches:

Single vehicle and/or platoon of vehicles approach



Introduction use case: Truck platooning

✓ Question 2:

EU type approval for truck platooning to be done on:

- A. Single vehicle level
- B. Full platoon level
- C. Both single vehicle level and full platoon level
- D. Other: ...


Join at
slido.com
#HEADSTART



Introduction use case: Truck platooning

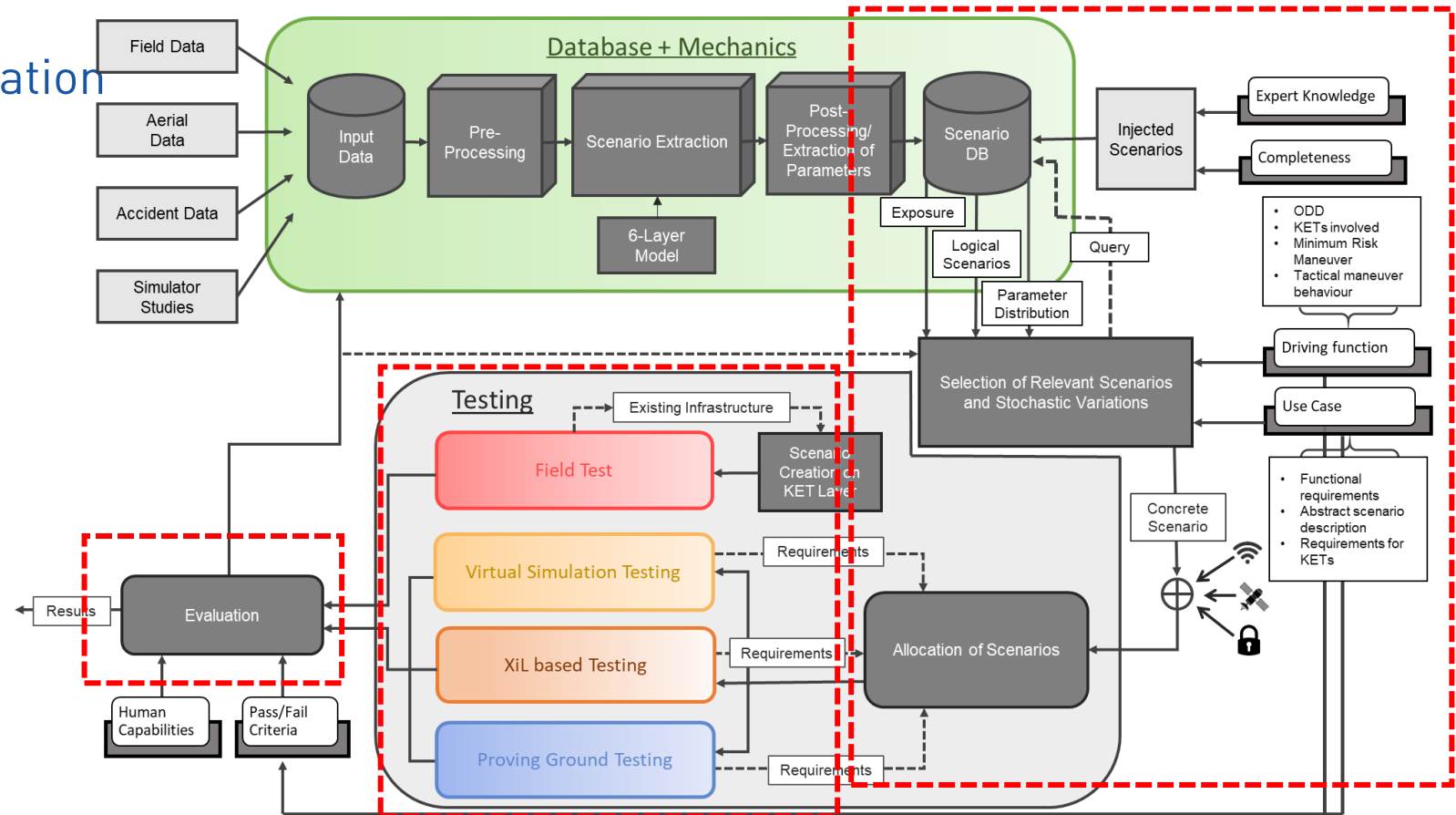
- ✓ Show survey results:
 - Q1
 - Q2

- ✓ Open questions

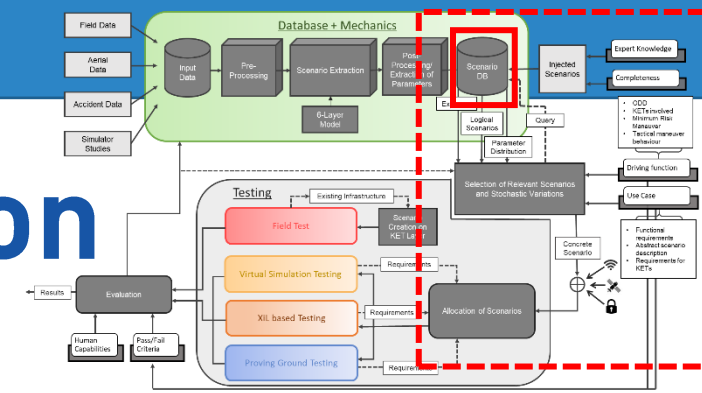


HEADSTART method

- ✓ Scenario selection and allocation
- ✓ Testing of scenarios
- ✓ Evaluation of test results



Scenario selection and allocation



✓ Scenario database

Current scenario databases (often) miss information on:

- Communication V2X
- Positioning (GNSS)
- Cybersecurity

Scenario selection and allocation

✓ Question 3:

Ultimately the (truck platooning) scenario database(s) should also include:

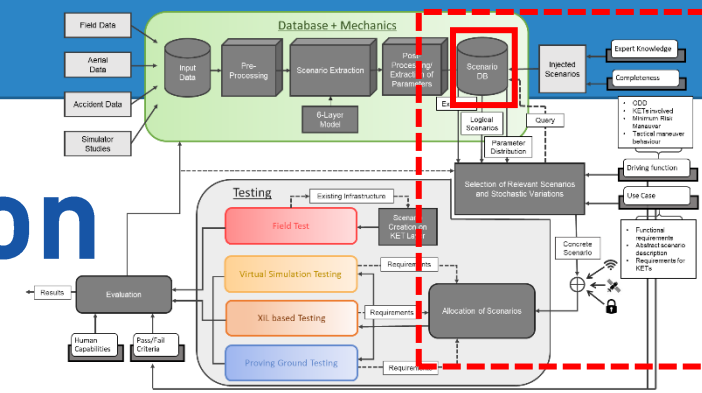
- A. Communication V2X parameters
- B. Positioning (GNSS) parameters
- C. Cybersecurity parameters
- D. Others missing parameters: ...
- E. None additional parameters needed.

Please provide as answer: the applicable numbers (multiple possible) and additional parameters.

Join at
slido.com
#HEADSTART



Scenario selection and allocation



✓ Scenario database

Databases can be representative for / contain information of:

- Various vehicle types
 - Passenger cars
 - Trucks
 - ...
- Various configurations / automation levels
 - SAE levels
 - Platooning
 - ...
- Regions of the world
 - Europe
 - United States
 - Japan
 - ...

Scenario selection and allocation

✓ Question 4:

Scenario database(s) needed:

- A. Single world database for all vehicle types and automation levels (incl. platooning)
- B. World database per vehicle type and automation level (incl. platooning)
- C. Regional database for all vehicle types and automation levels (incl. platooning)
- D. Regional database per vehicle types and automation level (incl. platooning)
- E. Other: ...

Join at
slido.com
#HEADSTART

A square QR code located in the bottom right corner of the slide, which likely links to the Slido webinar session.

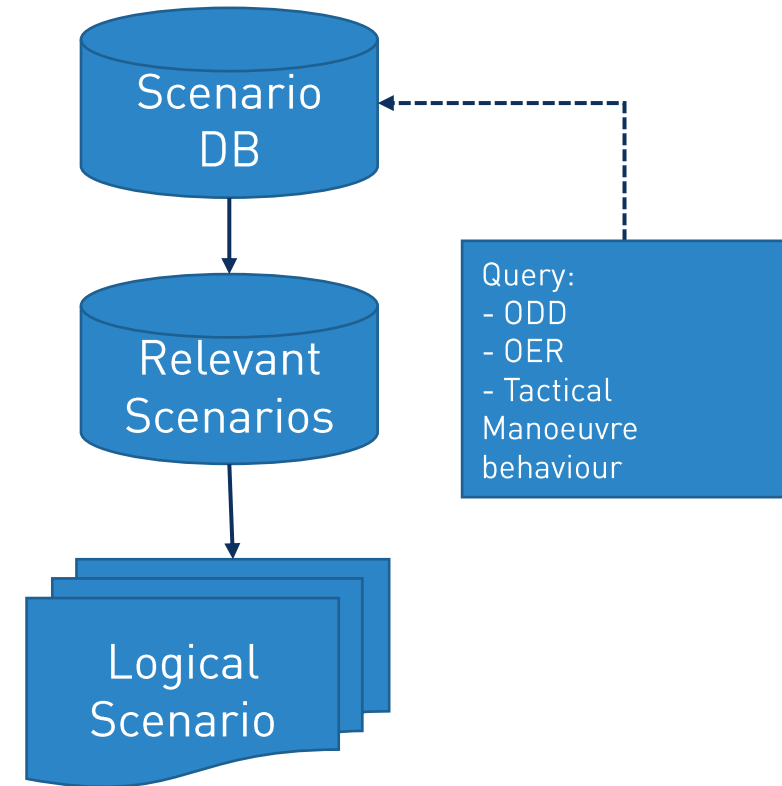
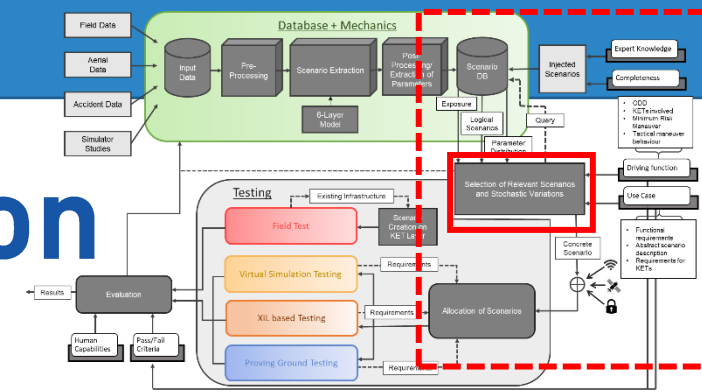
Scenario selection and allocation

✓ Scenario selection – Filtering logical scenarios

Relevant logical scenarios filtered based on functional requirements

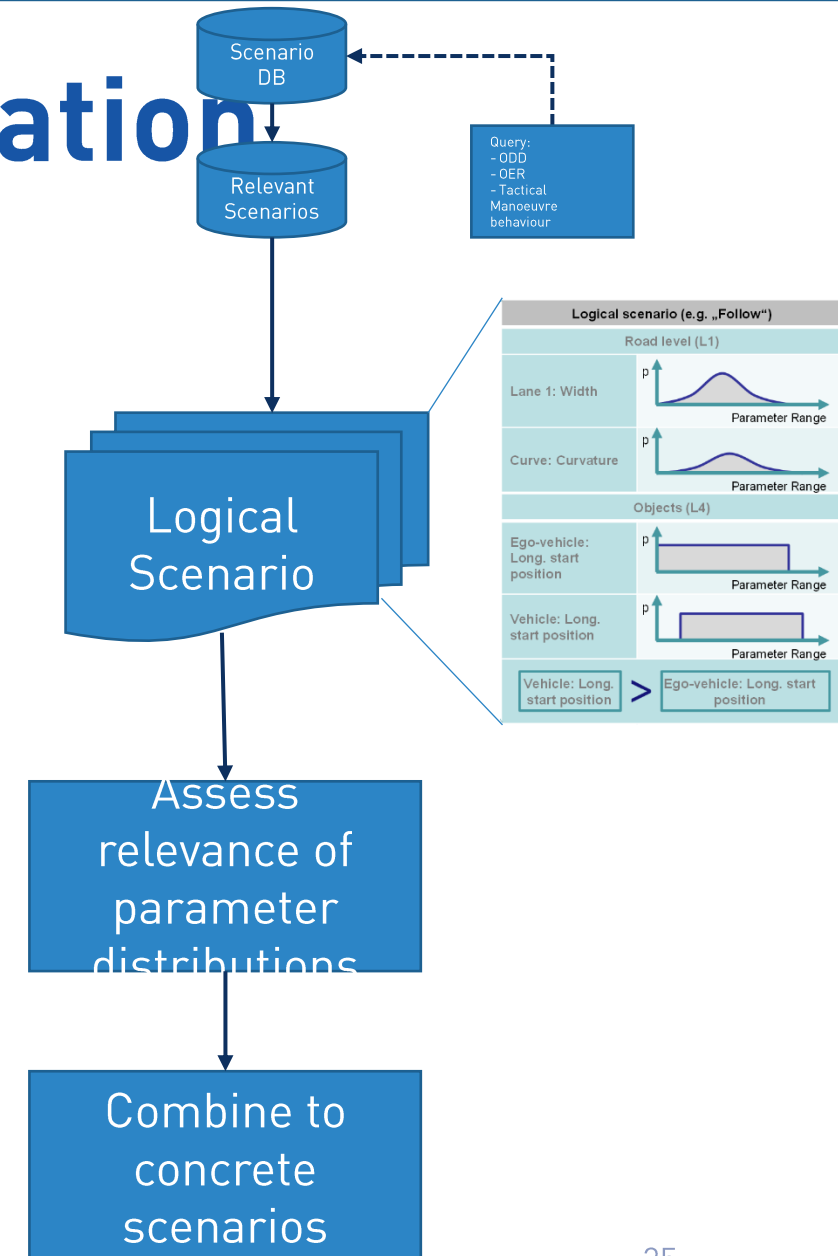
Functional requirements of a driving function should at least consist of the:

- Operational Design Domain (ODD)
- Object and Event Detection and Response (OEDR)
- Tactical manoeuvre behaviour



Scenario selection and allocation

- ✓ Scenario selection – Parameter distribution
 - Gather all relevant logical scenarios with parameter distributions
 - Assess relevance of the parameters
 - Based on probably distributions
 - Taking potential parameter constraints into account
 - Considering prohibited parameter combinations
 - Combine to concrete scenarios



Scenario selection and allocation

✓ Question 5:

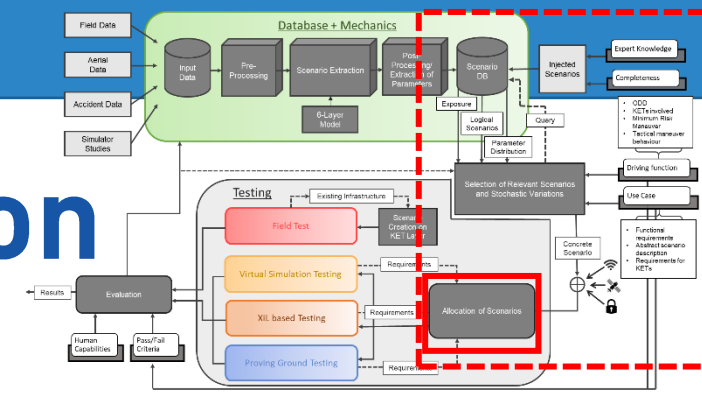
Wrt the format for concrete scenarios (for truck platooning):

- A. Essential to have worldwide format
- B. Multiple formats possible, but per region one
- C. Multiple formats possible within a region
- D. Other: ...

Join at
slido.com
#HEADSTART

A square QR code located in the bottom right corner of the slide, which likely links to the Slido webinar session.

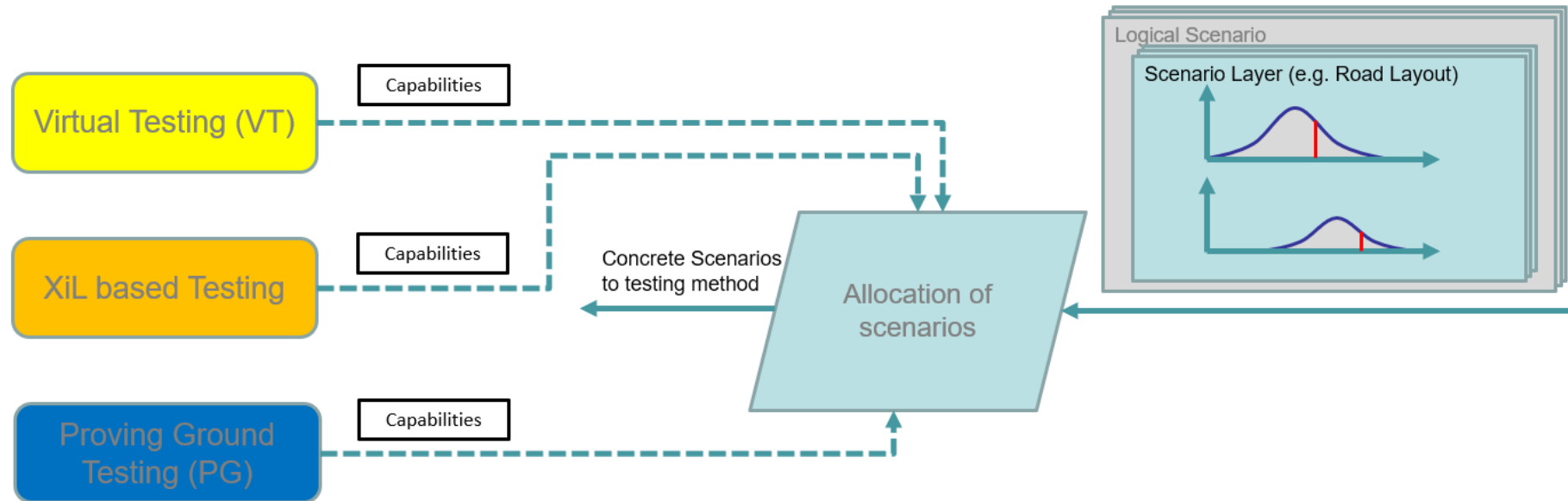
Scenario selection and allocation



✓ Scenario allocation

3 test methods:


- Virtual Testing (VT)
- X in the Loop (XiL) based Testing
- Proving Ground Testing (PG)



Scenario selection and allocation

- ✓ Show survey results:
 - Q3
 - Q4
 - Q5

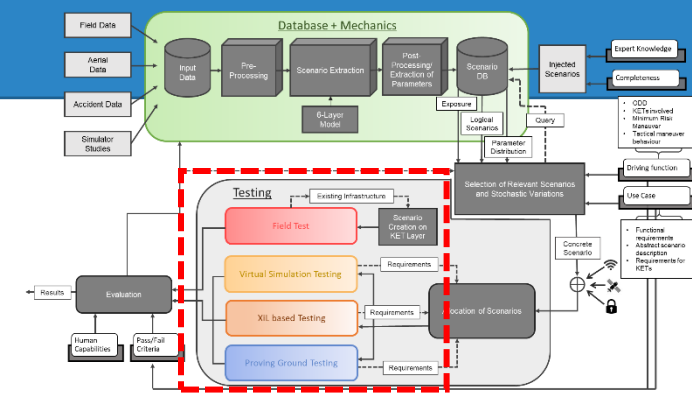
- ✓ Open questions



Testing of scenarios

✓ 4 testing methods

- Virtual Testing (VT)
- XiL based Testing
- Proving Ground Testing (PG)
- Field test (public road)



Testing of scenarios

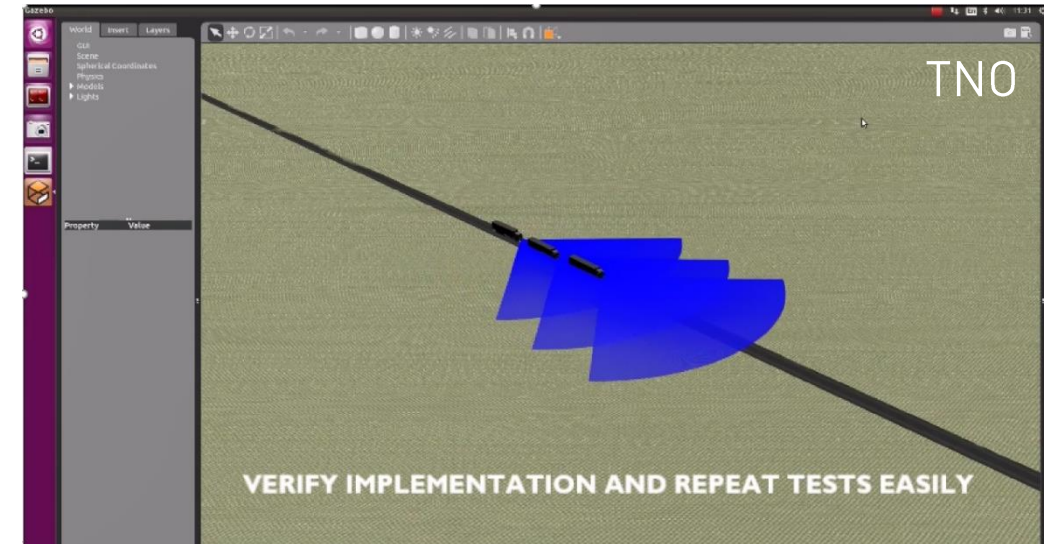
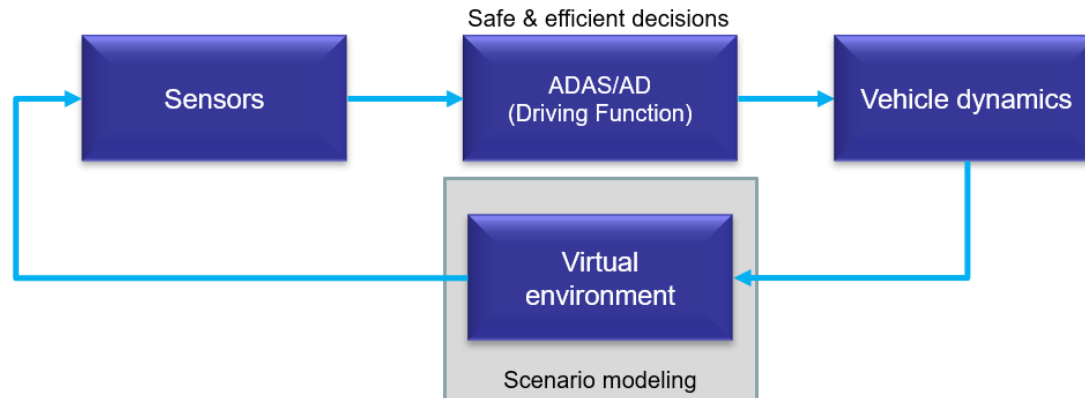
✓ Virtual Testing (VT)

■ Pros

- Easy to evaluate and compare different systems under identical conditions
- Large set of scenarios with parameters can be evaluated

■ Cons

- Model creation and validation expensive



Testing of scenarios


✓ XiL based testing

■ Pros

- Evaluation of critical components possible, for example Communication V2X components
- Controlled and repeatable environment

■ Cons

- Model creation and validation expensive
- Interaction model – real parts



Testing of scenarios

✓ Question 6:

Do you believe XiL testing is an essential part of CAD assessment and truck platooning in particular:

- A. Yes, also in the future
- B. Yes, at least for the coming years
- C. No
- D. Other: ...

Join at
slido.com
#HEADSTART

A square QR code located in the bottom right corner of the slide, which likely links to the Slido webinar session.

Testing of scenarios

✓ Proving Ground (PG)

■ Pros

- Full system testing possible
- Controlled and safe environment

■ Cons

- Geofencing
- Limits for Communication V2X and Positioning (GNSS) performance
- Large space needed for truck testing, platooning in particular
- Limited infrastructure features: bridges / tunnels / undulated roads
- Limited V2I availability



Testing of scenarios

- ✓ Field test (public road)
 - Pros
 - Multi-actor testing in real environment
 - Geofencing testing
 - Results feedback into other testing configurations
 - Cons
 - Limited control over scenarios / Scenarios as they are encountered
 - Public road allowance / exemption



Testing of scenarios

✓ Question 7:

Do you believe alternative ways of testing are needed for assessment of CAD, in particular Truck platooning?

- A. Yes, also in the future
- B. Yes, at least for the coming years
- C. No
- D. Other: ...

If Yes, please indicate which type of testing.

Join at
slido.com
#HEADSTART




Testing of scenarios

- ✓ Show survey results:
 - Q6
 - Q7

- ✓ Open questions

Join at
slido.com
#HEADSTART

A square QR code located in the bottom right corner of the slide, which likely links to the Slido webinar session.

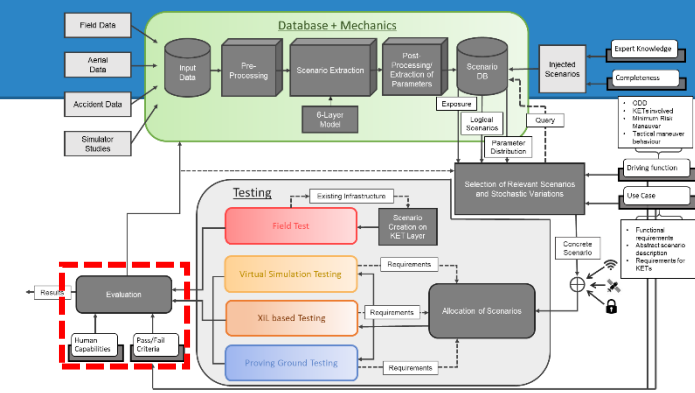
Evaluation of test results

✓ Evaluation

- Depends on
 - Driving function
 - Use Case
 - Stakeholder:
 - OEMs & TIERS
 - Type approval authorities
 - Consumer organisations (like Euro NCAP)

✓ Especially relevant for Truck platooning

- Proper handling of Communication V2X issues
- Correct Positioning GNSS



Evaluation of test results


✓ Question 8:

Do you see additional stakeholders (besides OEMs, TIERs and type approval authorities) for scenario based safety assessment of truck platooning?

A. No

B. Yes, ...

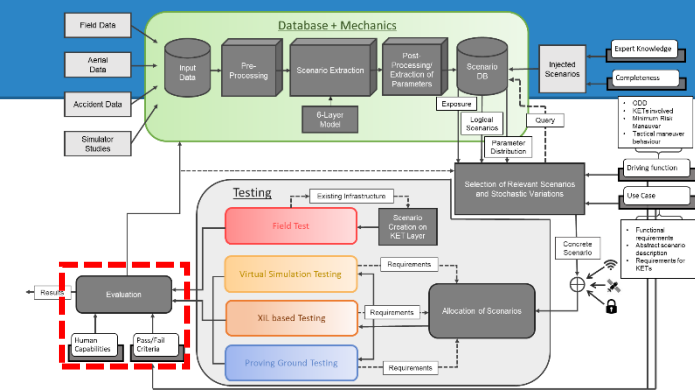
Join at
slido.com
#HEADSTART

A square QR code located in the bottom right corner of the slide, which likely links to the Slido webinar session.

Evaluation of test results

✓ Additional benefits

- Link of logged/recorded data as input for “scenario database”
- Feedback loop to scenario selection



Evaluation of test results

✓ Question 9:

Do you see additional areas of usage for results of scenario based CAD assessment as proposed by HEADSTART?

A. No

B. Yes, ...

Join at
slido.com
#HEADSTART


A square QR code located in the bottom right corner of the slide, which likely links to the Slido webinar session.

Evaluation of test results

- ✓ Show survey results:
 - Q8
 - Q9

- ✓ Open questions

Join at
slido.com
#HEADSTART

A square QR code located in the bottom right corner of the slide, which likely links to the Slido webinar session.


Wrap-up

✓ Question 10:

The biggest challenge for use case Truck platooning to be implemented worldwide on large scale is:

- A. Type approval
- B. Liability
- C. Viable business case
- D. Consumer acceptance
- E. Other: ...

Join at
slido.com
#HEADSTART

A square QR code located in the bottom right corner of the slide, which likely links to the Slido webinar session.


Wrap-up

- ✓ Summary – Recap
- ✓ Slides, voting results and recording will be shared and published on [HEADSTART website](#)
- ✓ Feedback will be integrated in HEADSTART deliverable:
 - D2.3 Assessment method for each of the use cases defined

Wrap-up

- ✓ Show survey results:
 - Q10
- ✓ Final Q&A

Join at
slido.com
#HEADSTART

A square QR code located in the bottom right corner of the slide, which likely links to the Slido webinar session.

Wrap-up

- ✓ Follow-up plans and next steps HEADSTART:
 - Definition of procedures and tools in HEADSTART WP3
 - Application and demonstration of method, procedures and tools in HEADSTART WP4
 - Wrt HEADSTART use case: Truck platooning
 - Cooperation with [ENSEMBLE](#) and individual OEMs

- ✓ Next HEADSTART sessions:
 - HEADSTART [Validation of use case: Traffic Jam Chauffeur](#) webinar on Thursday May 14th 10:00-11:30 CET.
 - HEADSTART [Cybersecurity validation in automated driving](#) webinar on Friday May 15th 10:00-11:30 CET.
 - HEADSTART [Wrap-up & lessons from HEADSTART Week webinar](#) on Friday May 15th 11:30-11:45 CET.
 - HEADSTART WP2 & WP3 dissemination webinar in September (dates to be confirmed)

HEADSTART WEEK

1 WEBINAR PER DAY

The free webinars will take place from Monday, 11/05 to Friday, 15/05.



Presentation of the HEADSTART week
WEBINAR
Monday, 11/05/2020
09:45 - 10:00 CET



Overall methodology and processes for testing and validation of automated road vehicles
WEBINAR
Monday, 11/05/2020
10:00 - 11:30 CET



HEADSTART validation methodology applied for the truck platooning use case
WEBINAR
Tuesday, 12/05/2020
10:00 - 11:30 CET



Validation of use case: Traffic jam chauffeur
WEBINAR
Thursday, 14/05/2020
10:00 - 11:30 CET



Cybersecurity validation in automated driving
WEBINAR
Friday, 15/05/2020
10:00 - 11:30 CET



Wrap-up & lessons from HEADSTART Week Webinar
WEBINAR
Friday, 15/05/2020
11:30 - 11:45 CET

Cooperate with HEADSTART project

EXPERT GROUP PARTICIPATION

- Join as associated partner and our expert group
- Join the discussion group of your interest:
 - Cyber-security
 - Communications (V2X)
 - Positioning
 - Scenario selection
 - Consumer testing (NCAP)
 - Type approval
- Provide needs and requirements and evaluate project (intermediate) results

JOINT TESTING ACTION

- ✓ Joint cooperation between both projects for testing validation and certification purposes
- ✓ Align your project with the harmonized methodology and tools developed within HEADSTART
- ✓ Become one of our use cases!

Please let us know about your interest and join our distribution list.

Website: www.headstart-project.eu

Contact: info@headstart-project.eu

Stay connected with HEADSTART

- ✓ Visit HEADSTART website

www.headstart-project.eu

- ✓ Follow our Social Media:

 [@HEADSTART_EU](https://twitter.com/HEADSTART_EU)

 HEADSTART-PROJECT

 HEADSTART project (Group)

 @HeadstartEUproject

- ✓ Reach us via an e-mail:

info@headstart-project.eu

- ✓ Sign up to our newsletter:

<https://lists.iccs.gr/wws/subscribe/headstart-news>

- ✓ Get in touch with our partners



HEADSTART

Thank you!

Any questions?

Sjef van Montfort

TNO

Sjef.vanMontfort@tno.nl

+31888660932

Jacco van de Sluis

TNO

Jacco.vandeSluis@tno.nl

+31888667259

TNO



This project has received funding from the European Union's Horizon 2020 research and innovation programme under grant agreement No 824309.